











DIRECTIONS TO ANIMAL EMERGENCY CLINIC, 8735 SHELTYE DRIVE SUITE G, N. LITTLE ROCK (501)224-3784

-  1: Start out going EAST on W COMMERCE ST toward N REYNOLDS RD/AR-183. 0.3 mi
-  2: Turn RIGHT onto N REYNOLDS RD/AR-183. 0.2 mi
-  3: Take the I-30 E ramp. 0.1 mi
-  4: Turn SLIGHT RIGHT onto I-30 E/I-30 E SERVICE RD/US-67 N/US-70 E. 0.5 mi
-  5: Merge onto I-30 E/US-67 N/US-70 E via the ramp on the LEFT. 5.5 mi
-  6: Merge onto I-430 N via EXIT 129 toward FORT SMITH. 11.8 mi
-  7: Take the AR-100 exit, EXIT 12, toward MAUMELLE. 0.4 mi
-  8: Turn LEFT onto CRYSTAL HILL RD/AR-100. 0.3 mi
-  9: Turn RIGHT onto SHELTYE DR. 0.1 mi
-  10: 8735 SHELTYE DR is on the LEFT. 0.0 mi

